



To create a test that would be the only thing the student sees when they first log into a course and go to the Learning Modules.

Once this test has been submitted, the rest of the course will be available to the student and the professor has their pre-test created.

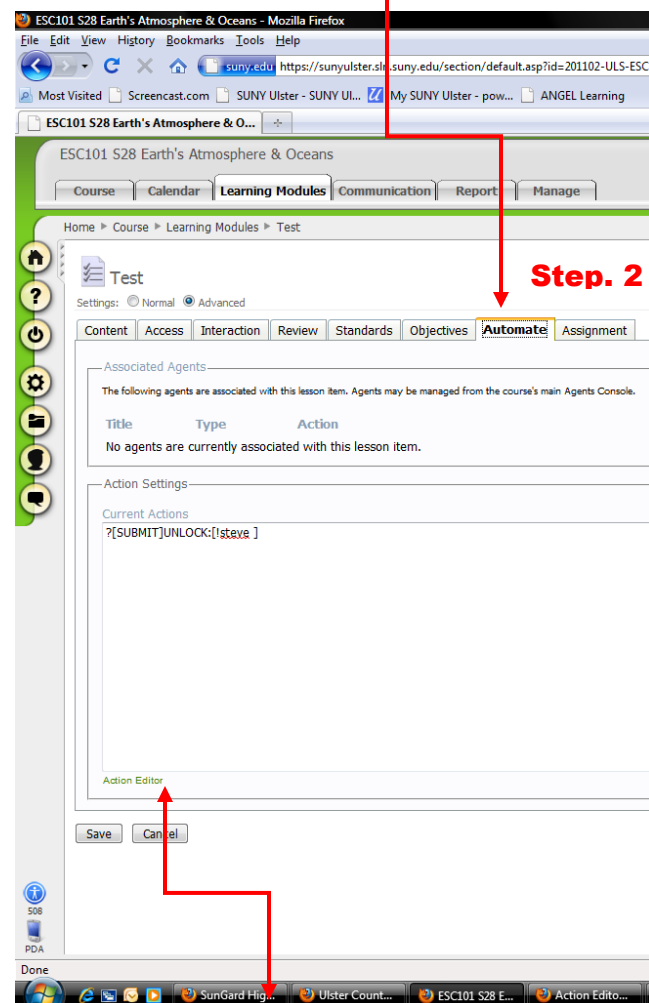
Here are the steps

1.

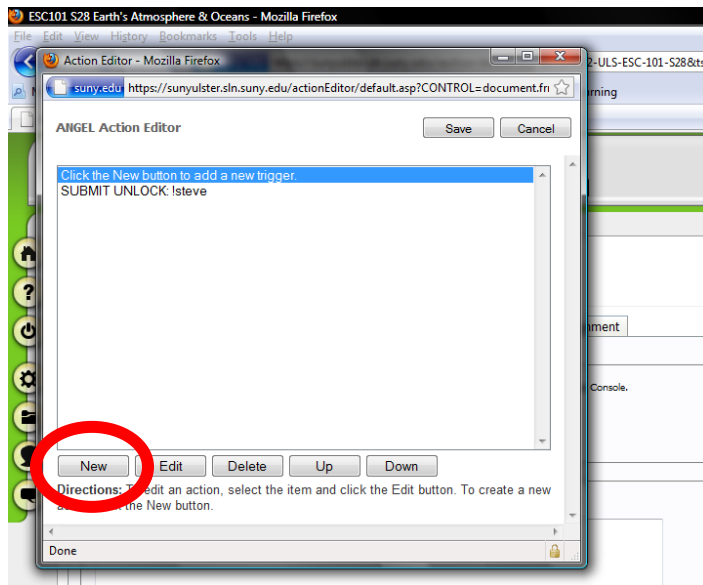
Under Learning Modules, Create the "pre-test" that you want the student to take.

2.

Under Settings, Click on the Automate tab

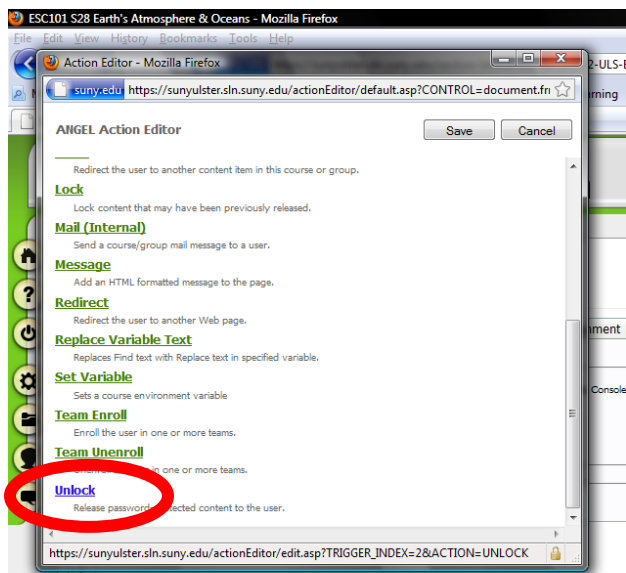


And click on the **Action Editor**



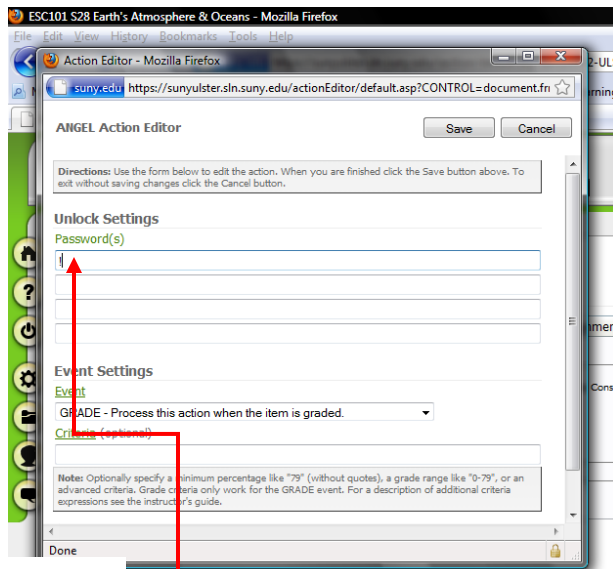
Step. 4

Click on the New button to create a trigger



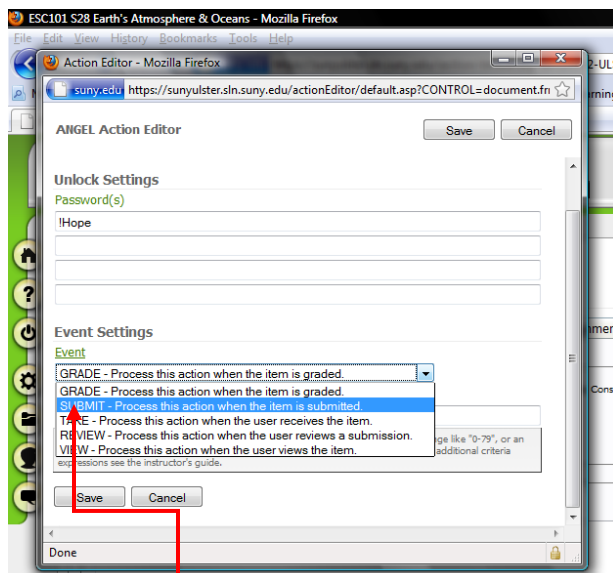
Step. 5

Pick unlock

**Step. 6**

Put < ! password of choice > (the exclamation point signifies that this will be the first action and then the password would be for the professor only to lock all other content in the Learning Modules.

and then go to EVENT

**Step. 7**

Pick **SUBMIT** to unlock the rest of your course.

HOW-TO

[PRE-TEST BEFORE STUDENTS CAN SEE COURSE CONTENT]

Then go to the rest of your docs
under Access

Add the password you create in the Automate with the !
to lock down the docs you don't want people to see

ESC101 S28 Earth's Atmosphere & Oceans

Course Calendar Learning Modules Communication Report Manage

Home > Course > Learning Modules > Discussion Board

Discussion Board
Please Read & Respond Regularly
Settings: Normal Advanced

Content Access Post Permissions Interaction Standards Objectives Automate Assignment

Access Tracking

User Tracking: Everyone

View Restrictions

☐ Do not allow users to view this item

Viewable By: Students

Password:

Team Access: All Teams

Start Date: ☒ July 3, 2009 AM 12:00

End Date: ☒ September 23, 2009 AM 12:00

Edit Restrictions

Editable By: Course Editors

Object Editable By: Course Editors

Save Cancel